



DYSARTTM
HIGH SCHOOL

GRADUATION 2024



Expectations

- Pass all of your current classes.
- Pass all 22 required credits.
- Pass the Civics Test and CPR
- Avoid potential loss of credit due to attendance issues.
- Avoid inappropriate behavior, pranks or actions that will prevent you from walking with your class.



Expectations

- If you have not met all requirement to participate in graduation, you will be required to attend your classes until the end of the school year, May 23rd.
- If you meet your requirements after our graduation up until July 2024, you will still get a 2024 diploma but you will miss your chance to walk at graduation.



Seniors Awards Reminder

Tomorrow
May 7th, 2024
6:00 P.M.
Auditorium

www.dysart.org/DHS • Follow us on social media @DysartDemons



Senior Finals

- Thursday, May 09, 2024 (Full Day of School)
 - ~ 1st, 3rd, and 5th Hour Finals
 - ~ 2nd, 4th and 6th Hour Class Regular Schedule
 - Friday, May 10, 2024 (Full Day of School)
 - ~ 2nd, 4th and 6th Hour Finals
 - ~ 1st, 3rd, and 5th Hour Class Regular Schedule
- ~ Graduation Checkout sheet due by 2:30 P.M. on Friday, May 10th.

www.dysart.org/DHS • Follow us on social media @DysartDemons



Outside Credit Recovery Deadline

Any outstanding credits due to the registrar by
May 6, 2024.

Official transcript must be submitted to the registrar by this date.

If you have outside credits check your transcript to see if the credit shows. If not credits are not shown see your counselor.

www.dysart.org/DHS • Follow us on social media @DysartDemons



The Graduation Process

May 13, 2024 (MANDATORY)

- Graduation Breakfast **7:30 A.M. to 8:00 A.M.**
- Practice **8:00 A.M. to 9:30 A.M.**
 - Line-up Practice (New Gym)
 - Following practice you will pick up your cap and gown at the Auditorium Lobby

www.dysart.org/DHS • Follow us on social media @DysartDemons



The Graduation Process

- **Senior Field Day**
 - Practice Field
- Parade the Halls at **DMS**
 - Promoters from El Mirage and DMS are encouraged to go to DMS between 12:00 and 12:20 to Parade the Halls and be celebrated
 - Wear your cap and gown
 - Take a sign showing what is up next for you

www.dysart.org/DHS • Follow us on social media @DysartDemons



Graduation Ceremony

Wednesday, May 15, 2024 at 10:00 A.M.
State Farm Stadium
1 Cardinals Drive
Glendale, AZ 85305

Ceremony begins at 10:00 A.M.
(Students arrive at 9:00 A.M.)

ALL parking will be in the **West** Lots
(**Red Lot**). Lots open at 9:00 A.M.

www.dysart.org/DHS • Follow us on social media @DysartDemons



The Graduation Process

May 15, 2024 – Graduation 10:00 A.M.
State Farm Stadium

**Students arrive at 9:00 A.M. sharp
with cap & gown!**

www.dysart.org/DHS • Follow us on social media @DysartDemons



Senior Check-Out

- Please make sure your check out sheet is turned in by 2:30 pm on Friday to Counseling office.
- If you don't turn it in, you will not be on the final walk-list- we will not track you down.
- Don't forget to change your email on your parchment account.



Graduation Timeline

- No Grad practice at the stadium
- All students report to the stadium @ 9:00 A.M.
- All students enter Gate 1.
- Ceremony begins promptly at 10:00 A.M. (should last about 1 hour)
- All guests enter Gate 1 but a different set of doors than the graduates.



Graduation Parking Lot

- Parking will be in the **Red** lots on the West side of the stadium. You may enter the **Red** lots from Maryland Avenue or Cardinals Way.
- If you have family who need handicap parking they will need their placard or plate to park in the handicap areas
- Doors will open @ 9:00 A.M.

www.dysart.org/DHS • Follow us on social media @DysartDemons



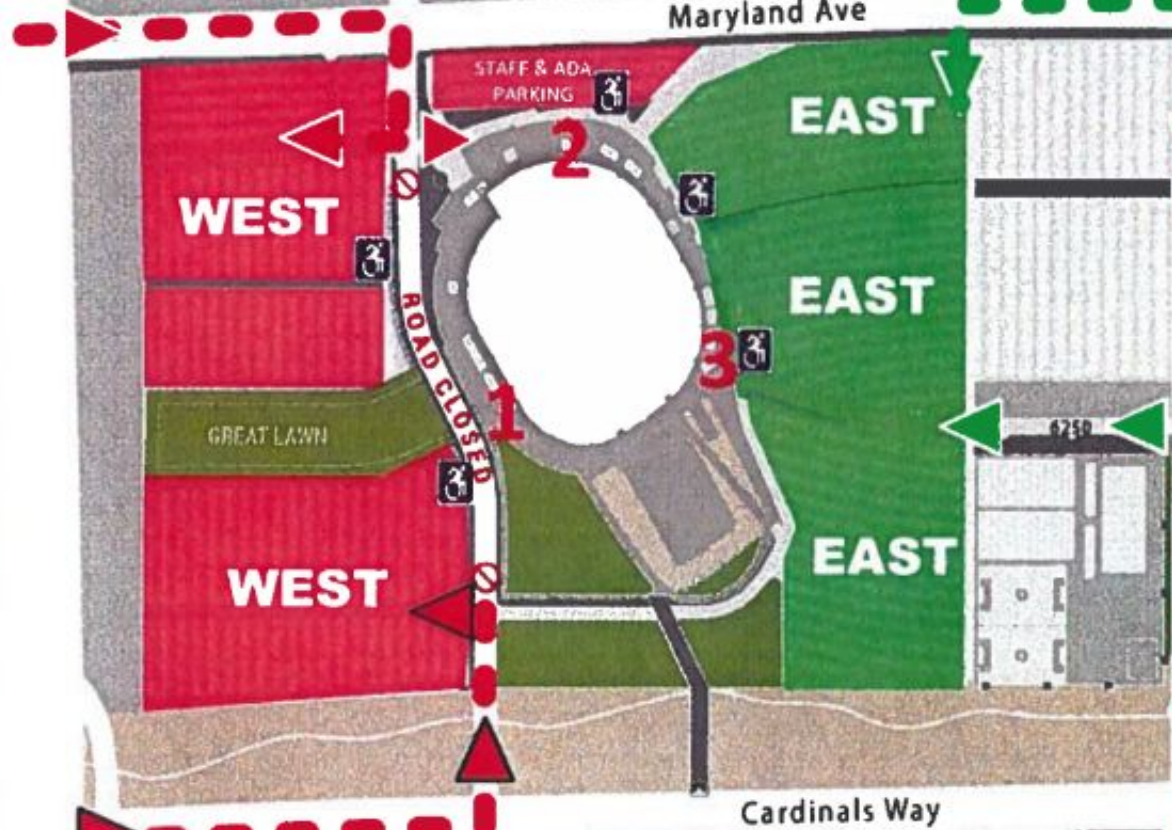
**WEST
PARKING**
(OPEN TIMES)

05/15/24

DYSART
(8:00 AM – 11:30 AM)

**WILLOW
CANYON**
(1:00 PM – 4:30 PM)

99th Ave



STAFF & ADA
PARKING

WEST

EAST

EAST

GREAT LAWN

WEST

EAST

Maryland Ave

Cardinals Way

95th Ave

91st Ave

**** DOORS OPEN 1-HOUR
BEFORE CEREMONY****
PLEASE DO NOT ARRIVE EARLIER THAN 1-
HOUR PRIOR TO DOORS

Dress Code

- **Graduates** – graduation gowns in hand, appropriate dress (no jeans, shorts or athletic shoes, flip flops or sandals).
- **Girls:** please be able to walk in your shoes, it is a long walk down the ramp to the stadium floor.

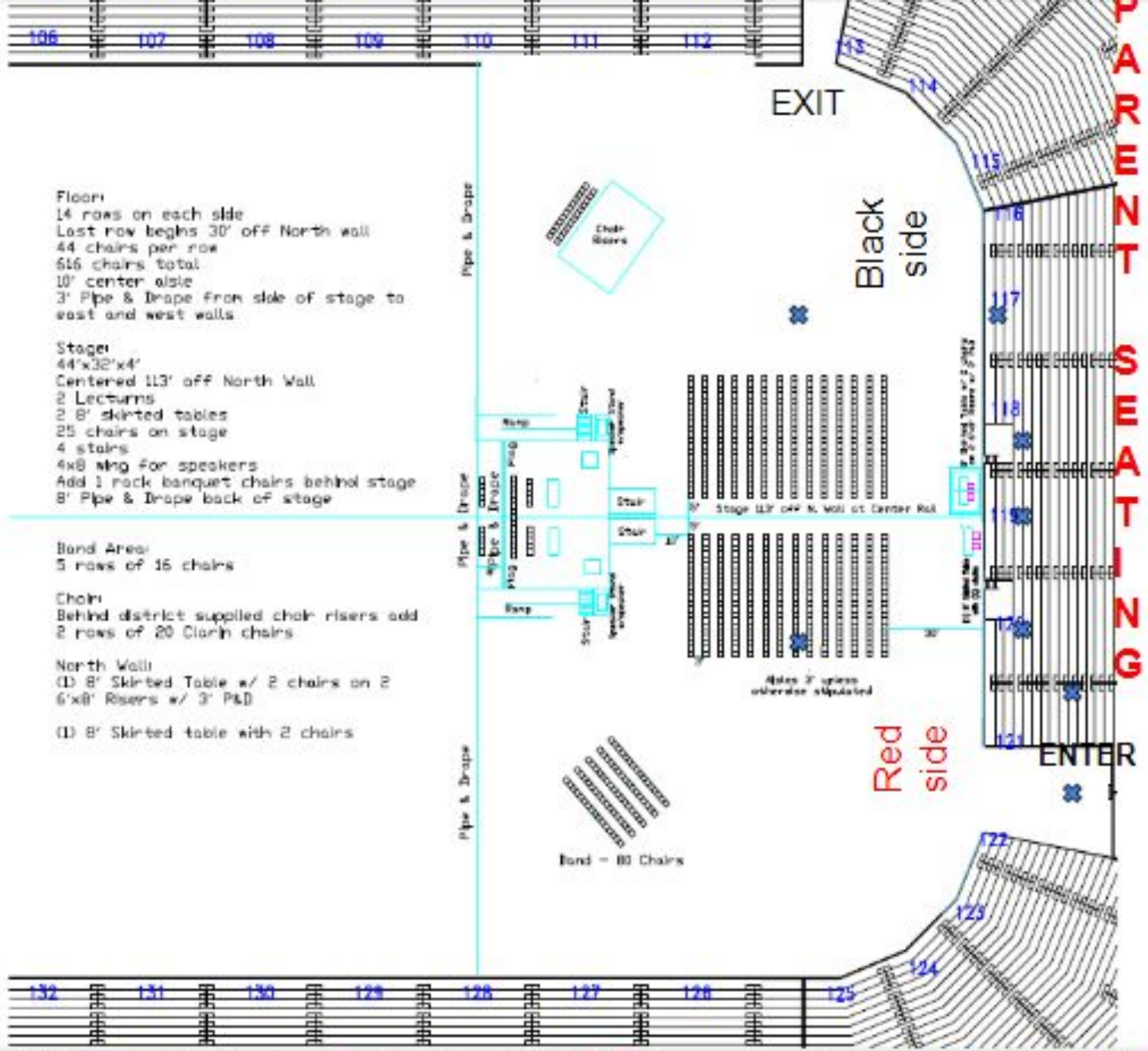
Students dressed inappropriately may be sent to change or they will not be permitted to walk.



Stadium Layout

State Farm Stadium
Graduation Set-up

AZ STATE SEATING ROOM



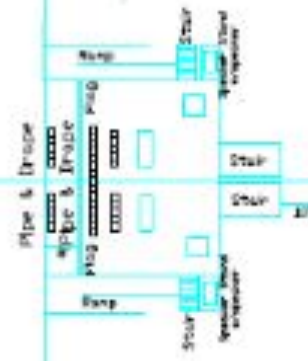
Floor:
 14 rows on each side
 Last row begins 30' off North wall
 44 chairs per row
 616 chairs total
 10' center aisle
 3' Pipe & Drape from side of stage to east and west walls

Stage:
 44'x32'x4'
 Centered 113' off North Wall
 2 Lecturns
 2 8' skirted tables
 25 chairs on stage
 4 stairs
 4x8 ring for speakers
 Add 1 rock banquet chair behind stage
 8' Pipe & Drape back of stage

Band Area:
 5 rows of 16 chairs

Chair:
 Behind district supplied chair risers add
 2 rows of 20 Clarin chairs

North Wall:
 (1) 8' Skirted Table w/ 2 chairs on 2
 6'x8' Risers w/ 3' P&D
 (1) 8' Skirted table with 2 chairs



Black side

Red side

EXIT

ENTER

AZ STATE SEATING ROOM

106 107 108 109 110 111 112

113 114 115 116 117 118 119 120 121

132 131 130 129 128 127 126 125

122 123 124

Graduates

- In the Staging Area on the stadium floor, you will check-in and get a graduation medallion.
- Graduates will be lined up according to the walk list. One side will be “Red” and the other “Black”.



Tentative Graduate Seating

East (RED) Seating

Leader (Front)	Row	Leader (Back)
*Patricia Beaird	Row A	Christina Bergeron
Alan Potts	Row B	Jessica Goodwin
Katrina Romijn	Row C	Michael Anderson
Keegan Cook	Row D	Shad Morrow
Jennifer Triolo	Row E	Julianne Brown
Loren Newman	Row F	Katiejo Franks
Perla Tapia	Row G	Rikki Castro
Thomas Vesey	Row H	Chris Brown
Dustin Borst	Row I	Pamela Gulczynski

- Ms. Beaird will be the line leader for the East Side
- Top 1% will lead the East Side into the Stadium

Tentative Graduation West (BLACK) Seating

Leader (Back)	Row	Leader (Front)
Maryssa Siegle	Row A	** Melissa Ebersole
Ashley Becko	Row B	Michelle Tabachki
Sandi Oligny	Row C	Vaughn Bachanos
Leslie Palombo	Row D	Tobie Fornerette
John McMurray	Row E	Joanna Pearson
Alesha Wisbey	Row F	Amy Price
Jennifer Carleton	Row G	Carlos Gonzales
Joe Chura	Row H	Chad Yance
Alora Garrett	Row I	Jose Llamas

- Mrs. Ebersole will be the line leader
- Student Council will lead the West Side into the Stadium



Graduate Check (Gate 1)

Graduates only

- Graduates enter @ Gate 1
- No electronic devices(phones, cameras etc), beach balls, horns, flowers, etc.
 - All items brought in will be collected and returned after the ceremony– make sure you give everything to your parents/family to hold.
- Graduates need to **carry** their cap and gown to check in
- Throw away any trash, etc.
- Students will be directed to the lower level for line-up behind the stage.



Graduate Check-in and Line-up

Graduate Check-in Bottom Level:

- Students will check in at the tables.
- Line Leaders will ensure you are in the correct row and seat. They will give you two cards. One for your photo and one for your name.
- You are responsible for staying in order and having your cards as we walk.

www.dysart.org/DHS • Follow us on social media @DysartDemons



Practice- New Gym

- Find your name and seat assignment on the lists in the cafeteria and proceed to your proper spot in the new gym.
- Row letter and seat numbers will be on the floor to guide you.
- Find your spots and stand there.
- You will have to sit on the floor for a short time so dress appropriately.
- Instructions to follow.

www.dysart.org/DHS • Follow us on social media @DysartDemons



Practice– New Gym

- Once in your row, you will remain standing and face the audience until Ms. Resch says “Welcome Seniors.” This is your prompt to turn and face the stage.
- We will practice saying all names with our two readers.



Receiving the Diplomas

- When it is time for each row to go to receive their diplomas, you will stand as a group and exit toward the outside of row.
- There will be a pictures taken as you receive your diploma.
- When you come down the stairs you will shake hands with Ms. Resch.
- You then proceed down the center aisle to your row. Remain standing until entire row returns.



Questions?



Quickly proceed to the new gym for Senior Panoramic

